

GARAGE DOOR DESIGN SERIES

SUPPORT PICTURE CUSTOMIZATION



Garage Door Window Options

NO.1	
NO.2	
NO.3	
NO.4	
NO.5	
NO.6	



Door with visible window NO.6




Door with visible Round window
Inner Dia: 330mm/Outer Dia: 360mm



PC Sheet-Clear




Tempered Glass-Clear



Laminated Glass-White



Tinted Glass-Grey



PC Sheet-Frosted




Tempered Glass-Frosted



Alu-Composite Panel



Mirror Glass



Pedestrian Door type



Insulated Panel type

Profile Options



①



②




③

Modern Aluminum Garage Doors



PHIG-01



Ebony RAL-9004



Silver RAL-9006



Brown RAL-8014



PHIG-01



PHIG-02



PHIG-03

Glass Garage Doors



PHIG-04

Glass Garage Doors



PHIG-05

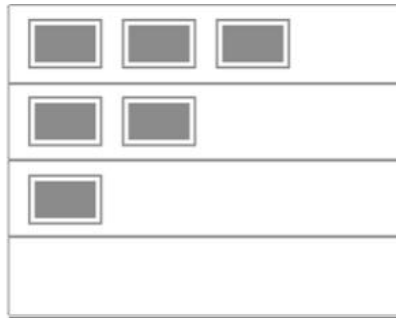


PHIG-06

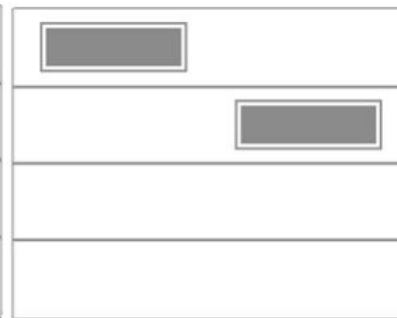
Panel Types



Planks



Short



Long



Oversized

Surface Finish & Panel Characteristics



Woodgrain



Orange Peel



Fold



Flush



Woodgrain with Rectangle



Flush



Woodgrain with 1 Line



Woodgrain with 3 Lines

Insulated Steel Garage Doors



PHIG-07



PHIG-08



PHIG-09

Wood Grain Series



PHIG-10



PHIG-11



PHIG-12



Mahogany



Gold Oak



Walnut



Maple

Simple Design Garage Door



PHIG-13



RAL 9006



RAL 9002



RAL 7016



RAL 6005



RAL 5002



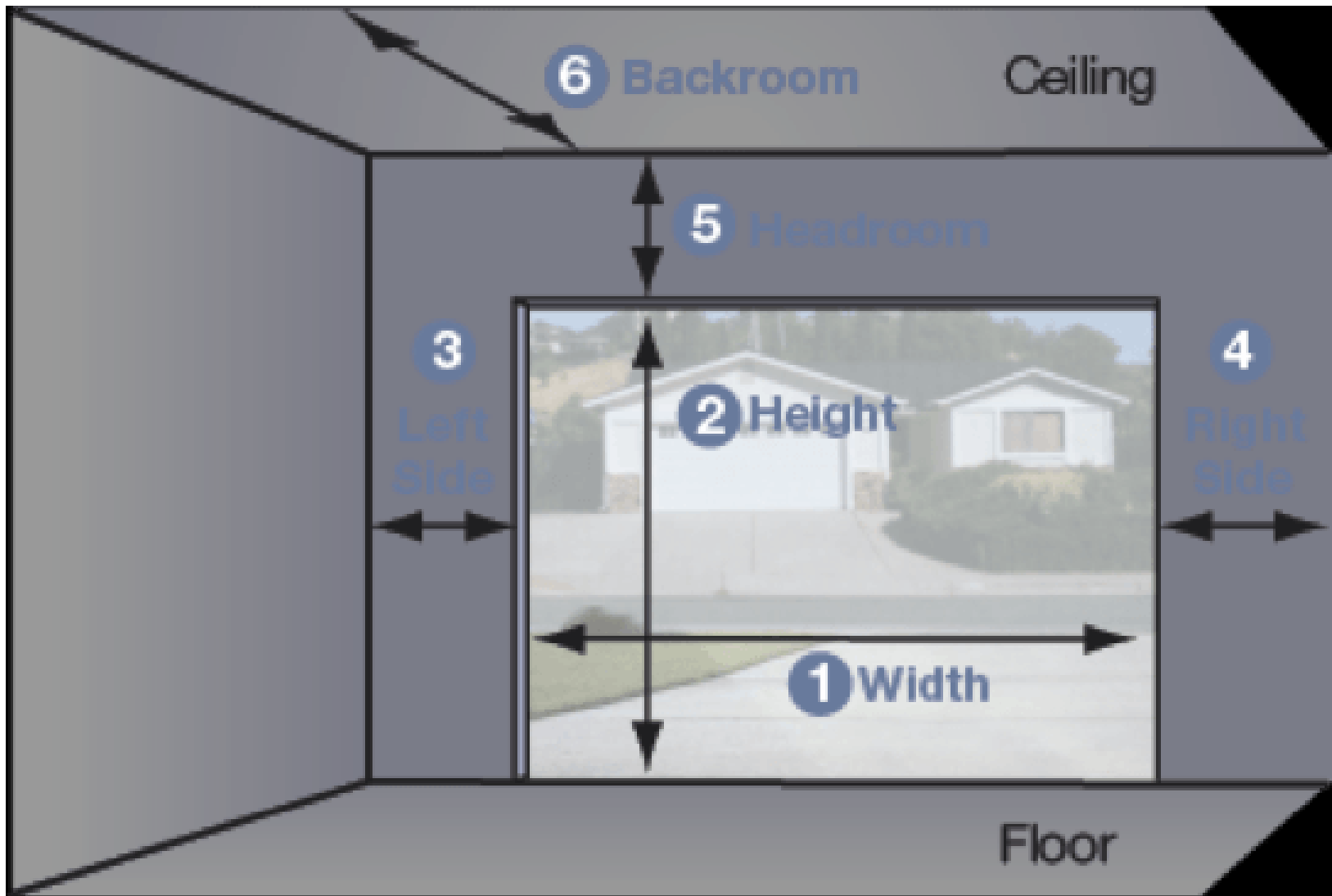
RAL 3000



PHIG-14



PHIG-15



Structure Drawing of Sectional Door

- ① Horizontal track
- ② Vertical track
- ③ Nylon roller
- ④ Bottom roller bracket
- ⑤ Aluminum seal with rubber
- ⑥ Panel
- ⑦ Middle hinge
- ⑧ Round window
- ⑨ Side hinge
- ⑩ L profile support

- ⑪ Cable drum
- ⑫ Shaft
- ⑬ Middle bearing bracket
- ⑭ Motor cap
- ⑮ Torsion spring
- ⑯ Spring cones
- ⑰ Top roller bracket
- ⑱ Steel cable
- ⑲ Motor track
- ⑳ Motor

